

ACKORD TREKLANGER

TIPS!

När Du ska analysera skrivna ackord:

- *Oktavera den tonen som inte ligger ihop på en ters avstånd med övriga toner så att alla toner ligger på lika avstånd.*
- *Efter att Du har oktaverat en ton så att alla toner ligger på en ters avstånd blir den lägsta tonen grundton i ackordet.*
- *Räkna avståndet från grundton till andra tonen i ackordet. 2 hela tonsteg blir ett durackord. 1,5 tonsteg blir ett moll ackord.*

AB

*Skriv ut ackordet
under notskriften.*

ACKORD OURTREKLANGER

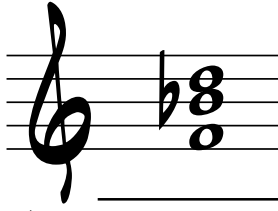
1)




2)




3)




4)



5)




6)




7)




8)



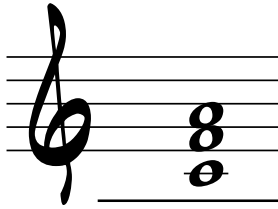
9)




10)




11)



12)



13)



14)




15)




16)




17)




18)




19)




20)



21)



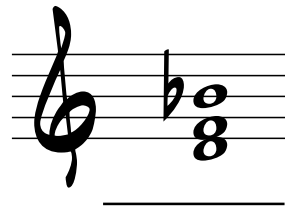
22)



23)



24)



FACIT A03 03

Akkord

- 1) *A*
- 2) *D*
- 3) *Bb*
- 4) *G*
- 5) *F*
- 6) *E*
- 7) *G#*
- 8) *Db*
- 9) *F#*
- 10) *F*
- 11) *F*
- 12) *C*
- 13) *A*
- 14) *B*
- 15) *Fb*
- 16) *Gb*
- 17) *C#*
- 18) *D*
- 19) *C*
- 20) *Bb*
- 21) *Eb*
- 22) *E*
- 23) *Db*
- 24) *Bb*