

ACKORD TREKLANGER

TIPS!

När Du ska analysera skrivna ackord:


- *Oktavera den tonen som inte ligger ihop på en ters avstånd med övriga toner så att alla toner ligger på lika avstånd.*
- *Efter att Du har oktaverat en ton så att alla toner ligger på en ters avstånd blir den lägsta tonen grundton i ackordet.*
- *Räkna avståndet från grundton till andra tonen i ackordet. 2 hela tonsteg blir ett durackord. 1,5 tonsteg blir ett moll ackord.*

AB


*Skriv ut ackordet
under notskriften.*

ACKORD OVRTREKLANGER


1)




2)




3)




4)




5)




6)




7)




8)



9)



10)




11)




12)



13)




14)




15)



16)




17)




18)




19)




20)



21)



22)



23)



24)



FACIT A03 02

Akkord

- 1) *B*
- 2) *B*
- 3) *Ab*
- 4) *Eb*
- 5) *E*
- 6) *C*
- 7) *F*
- 8) *C*
- 9) *E*
- 10) *Db*
- 11) *Db*
- 12) *B*
- 13) *A*
- 14) *A*
- 15) *Db*
- 16) *D*
- 17) *Bb*
- 18) *C#*
- 19) *C*
- 20) *Ab*
- 21) *C*
- 22) *D*
- 23) *C#*
- 24) *B*